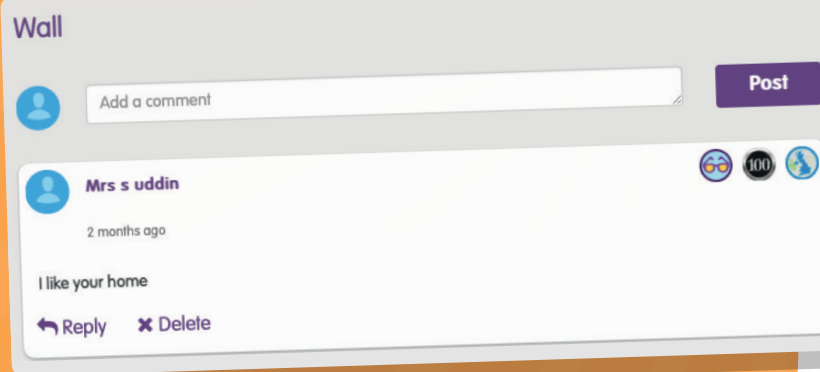


# Additional features - The wall

We've filled the HomeSwapper site with all the tools and features you need to swap your home. Did you know that if you want, you can include a wall on your advert that allows other swappers to leave comments and start conversations?

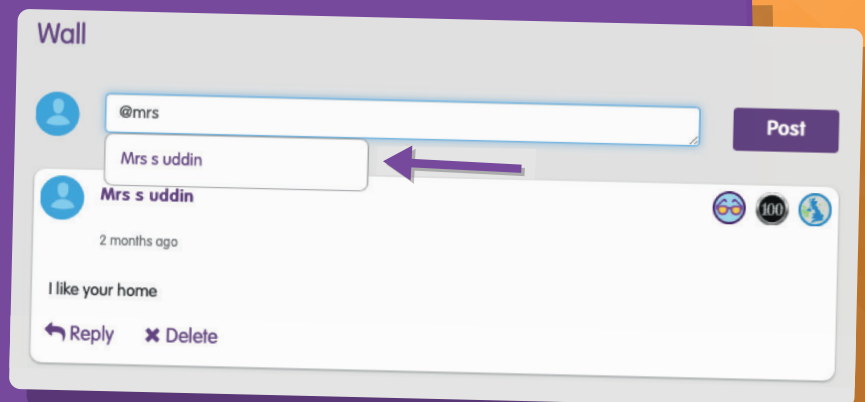
## Other swappers' walls

So, where is it? The wall on an advert sits underneath the advert description and looks like this. If you're interested in another user's advert, then you can leave a comment letting them know that you like their home and starting the conversation.

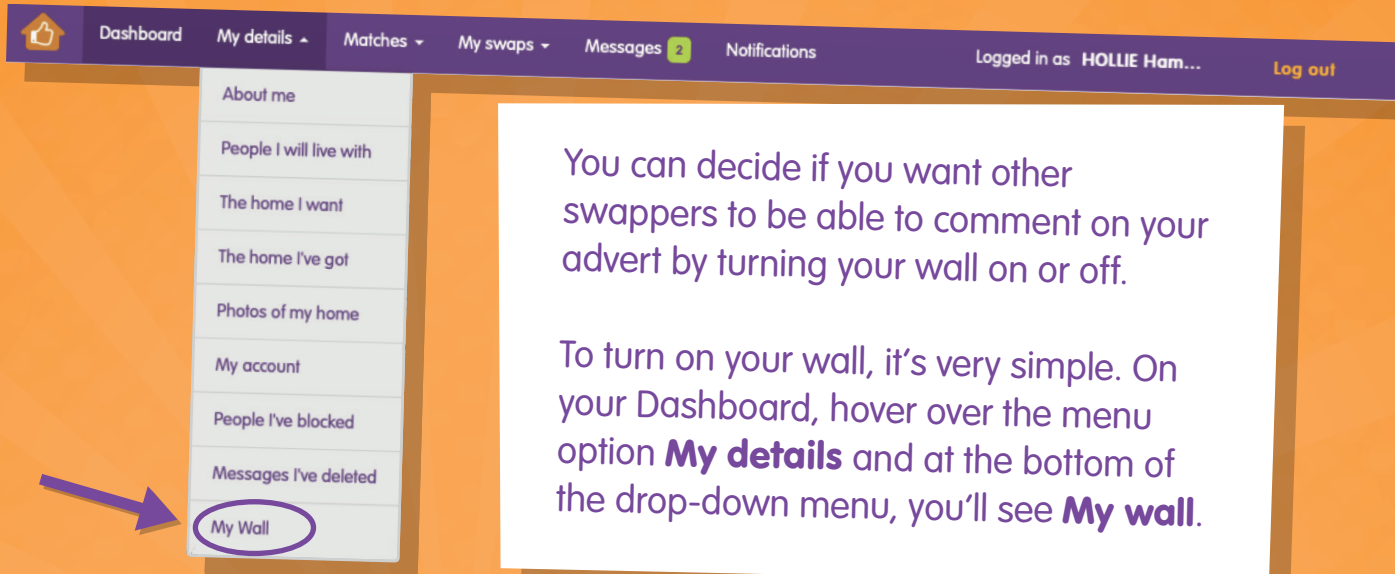


You can tag any user who has already left a comment on the wall, so if you're replying to their comment, then you can easily let them know that you have replied to them by tagging them with the @ symbol before their username.

When you do this, suggestions will appear that you can choose from, as you can see here. Once you've tagged them, they will then receive a notification through HomeSwapper telling them that you've left a comment for them.



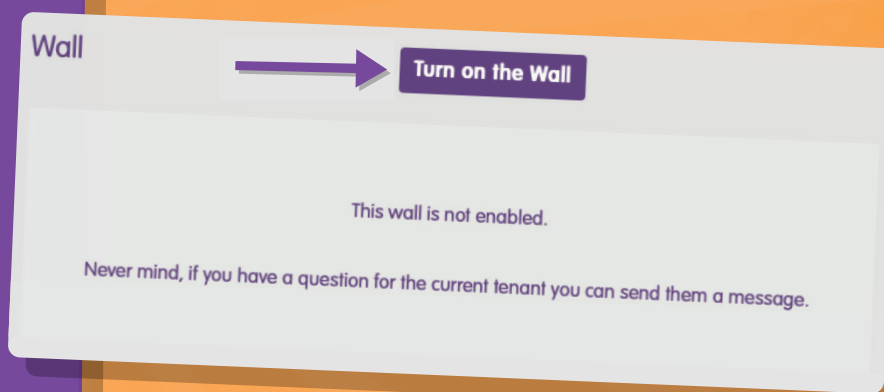
# Your wall



You can decide if you want other swappers to be able to comment on your advert by turning your wall on or off.

To turn on your wall, it's very simple. On your Dashboard, hover over the menu option **My details** and at the bottom of the drop-down menu, you'll see **My wall**.

Once you've clicked on **My wall** you'll be taken to your advert, where you'll see an option to **Turn on the wall**. Clicking this will turn your wall on and allow other swappers to leave comments on your advert.



Don't worry though if you change your mind! You can just as easily turn the wall off again. Once you turn it on, the button will now say **Turn off my wall**.

By clicking on this your wall will turn off and other swappers will no longer be able to leave comments for you. Swappers will then need to message you privately using the HomeSwapper messaging function.