



Additional features - Contact details on adverts

On HomeSwapper you've got all the key tools and features you need to swap your home, but there's a few that you may not have used yet. Did you know that there is a function within HomeSwapper that allows you to share your contact details publicly?

**It's up to you whether or not you want to do this.
Let's have a look at the pros and cons...**



It could make your swapper journey even easier, as other users will be able to contact you directly to ask you questions about your home



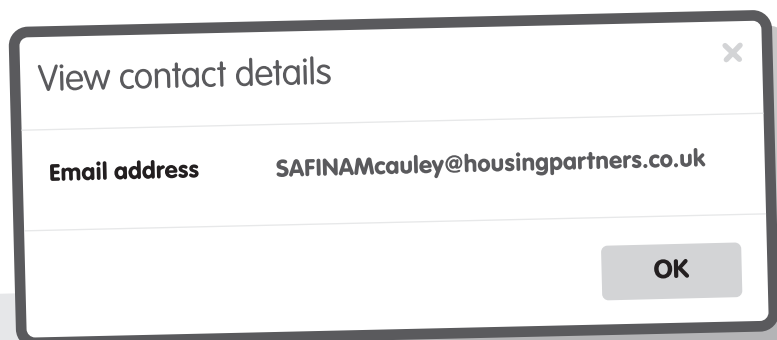
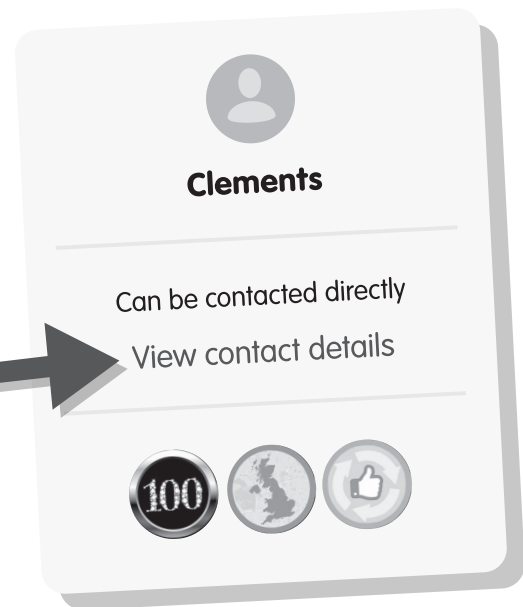
Are you comfortable with sharing your personal details publicly? Think carefully before sharing these with other swappers



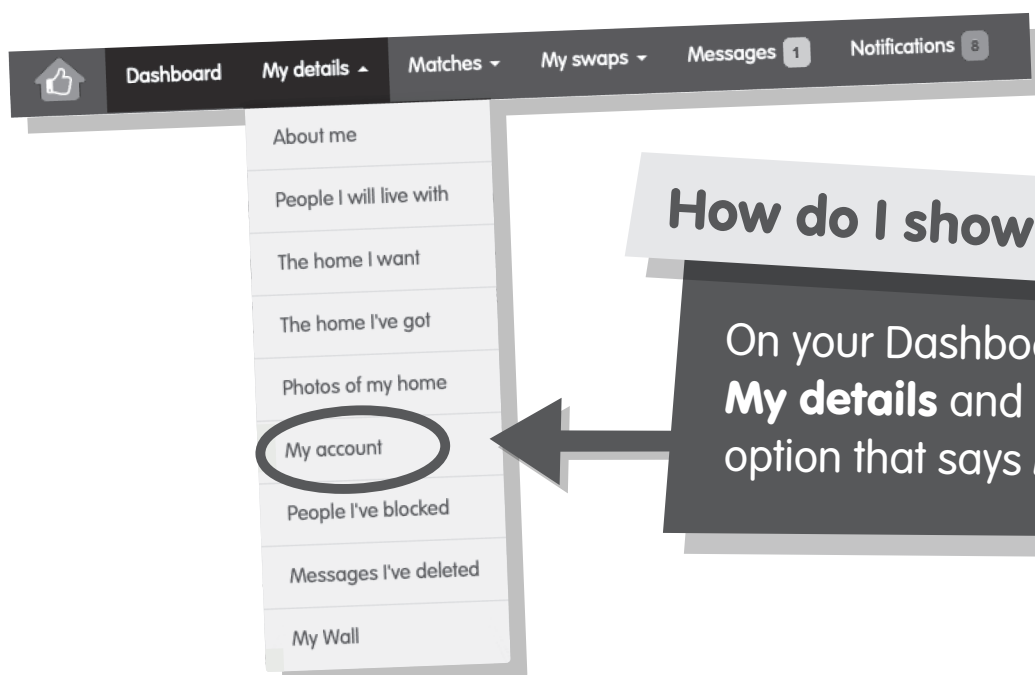
Your details won't be visible to just anyone; only people with access to HomeSwapper will be able to see them

Where can I find them?

If a swapper has chosen to show their contact details, then they will appear on their advert beneath their home information.



If you click on **View contact details**, a pop-up box will appear with that swapper's contact details in. You can then get in touch with the swapper to ask questions about their home, arrange viewings and chat through the details of their property.



How do I show them?

On your Dashboard, hover over **My details** and click on the option that says **My account**.

On your **My account** page you'll see that the email address that you signed up with is already there.

On this page, you can also include your home, work or mobile phone numbers. Next to each of these, you'll have the option to tick a box and share those details publicly.

My account

Password [Change Password](#)

Contact details

This information will be used by HomeSwapper and your landlord to try and find you home swaps.

HomeSwapper has a messaging system which you can use to contact other HomeSwapper members without sharing your contact details. In addition to this, you may also choose to share your contact details with other HomeSwapper members. Each phone number or email address that you choose to share will be displayed on your **online** home advert.

Email address [Change email address](#) ☒ Share my email

Home phone ☐ Share my Home phone number

Work phone ☐ Share my Work phone number

Mobile phone ☐ Share my Mobile phone number

Remember, all of these details are optional to share, so only tick the boxes you are sure about sharing! Once you've ticked those boxes, scroll to the bottom of the page and click on the purple **Submit** button.

Your details are now saved and will be visible on your advert to other swappers!